




- Meta

Two-way diverter for deck-mounted tub installation - polished chrome

Article number: 29 140 660-00

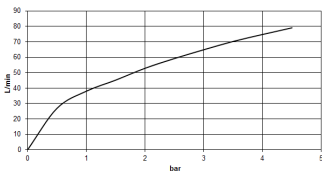
- Integrated diverter
- 1-1/4" hole diameter
- Flange diameter 2-3/8"
- 1/2" connection
- Water flow rate limited to max. 17.1 gpm



polished chrome

All dimensions in mm / inch = mm x 0,0394

### Flow rate chart





- Meta

Two-way diverter for deck-mounted tub installation - polished chrome

Article number: 29 140 660-00



- Meta


Two-way diverter for deck-mounted tub installation - polished chrome

Article number: 29 140 660-00

### Other surface finishes



platinum matte  
29 140 660-06



black matte  
29 140 660-33

More custom finish options are available via special production (xTra Service). Please see our finish matrix for availability and pricing or contact a Dornbracht representative.